



Product Training

Topcoat

A brand of

 **BASF**

We create chemistry

baslac 30 Topcoat



This is a topcoat with high solids content and has a high pigment content. It has an excellent hiding power with direct gloss and allows a low material consumption.

Do not use mixing bases on their own, but always with 30- Mixing Clear



baslac 30 Topcoat








This mixing clear contains binders and additives and has an optimum drying and gloss retention, however, only by using 30-S 00. All mixing bases cannot be used without 30-S 00. The mixing system consists of 1 mixing clear 30-S 00 and 24 mixing bases 30-S xx. The mixing ratio of 30-S 00 to mixing bases is Ø 25:75 by weight





baslac 30 Topcoat

Application



	Mixing ratio 2 : 1 + 10%	Weight according to mixing formula 100% by vol. 50% by vol. 10% by vol.	30- 50-20, -15, -30 60-10, -20, -30, -40
	Spray viscosity DIN 4 at 20°C	approx. 20 – 22 s	
	Potlife	2 – 3 h / 20°C	
	High pressure spray gun	1.3 – 1.4 mm	
	Number of spraycoats Film thickness	2 50 – 70 µm	



baslac 30 Topcoat

Drying



 	Hardener: Drying at 20°C at 60°C	normal 8 h 30 min.	fast 6 h 20 min.	slow 10 h 35 min.
	Infrared (short wave) (medium wave)	8 min. 10 – 15 min.		

baslac 30 Topcoat



The material combination (hardener and reducer) may be changed depending on temperature and object size. The recommendations made in the following table refer to repair systems. For panel repair, select the material combination indicated for the next lower temperature range



baslac 30 Topcoat



baslac 30- Topcoat

2:1 + 10%

**Spray
viscosity
DIN 4/ 20°C**

20 – 22 s

**More than
30°C**

Hardener slow	50-30
Reducer, slow	60-30
Reducer, extra slow	60-40

**More than
25°C**

Hardener, normal	50-20
Reducer, slow	60-30

**More than
20°C**

Hardener, normal	50-20
Reducer, normal	60-20
Reducer, fast	60-10

**More than
10°C**






Hardener, fast	50-15
Reducer, normal	60-20
Reducer, fast	60-10

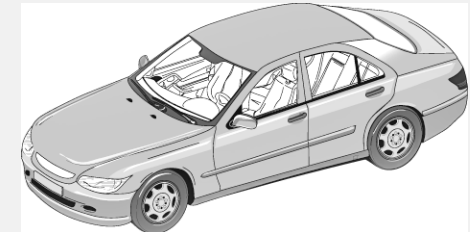




baslac 30 Topcoat





Blend-in Repair System, without clearcoat

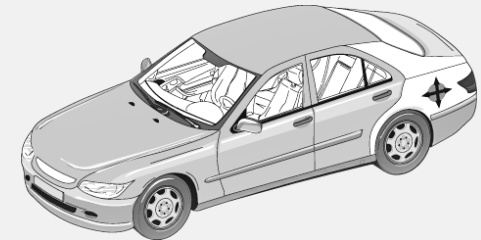
Sanding of filler	 70-10 1x	 P 400 – P 800
Sanding of the blending area	 P 1000 – P 2000	
Polishing of the fade-out area	 with coarse polishing compound	 70-10 1x









baslac 30 Topcoat

Application on filler area and on blending area				
	2 : 1 + 30% 30-:50-:60-	1.3 mm 0.8 – 1.5 bar	2 – 3	without flash off



Blending of fade-out area				
	Mixture 30- rfu: 65-10 1:1	1.3 mm 0.8 – 1.5 bar	2 – 3 to harmonize the 30- blending area	30 min. at 60°C








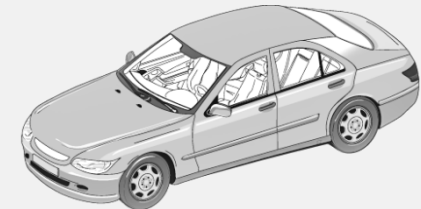
Back



baslac 30 Topcoat





Blend-in Repair System, with clearcoat

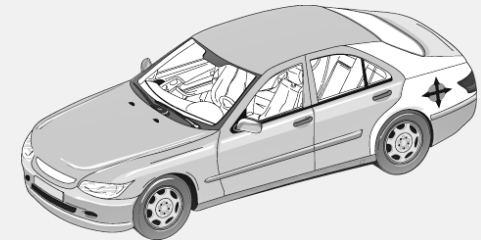
Sanding of filler	 70-10 1x	 P 400 – P 800
Sanding of the blending area	 P 1000 – P 2000	
Polishing of the fade-out area	 with coarse polishing compound	 70-10 1x






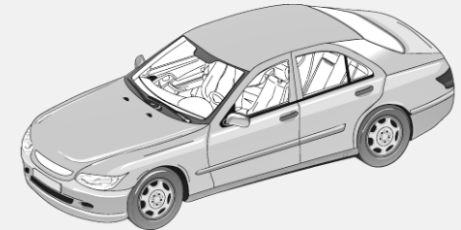


baslac 30 Topcoat with clearcoat

Application on filler area and on blending area				
	2 : 1 + 30% 30-:50-:60-	1.3 mm 0.8 – 1.5 bar	2 – 3 thin coats to cover	flash off at least 15 min.







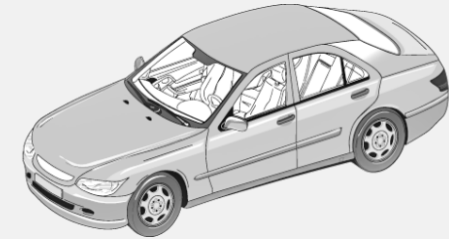
40- Clearcoat			
	2 : 1 + 10% or 2:1 + 30% 40-, :50-:60-	1.3 mm 0.8 – 1.5 bar	2 overlapping coats





baslac 30 Topcoat

Blending of fade-out area				
	Mixture 40-rfu: 65-10 1:1	1.3 mm 0.8 – 1.5 bar	2 – 3 to harmonize the 30- blending area	30 min. at 60°C



Back